

SDCUCI NEWS

Contacts: Web Site: — <http://sdcuci.com>
E-mail: — sdcucinc@gmail.com

Newsletter Editor: David Porteous — daibhidhp@aussiebb.com.au

Meetings are held monthly on the third Wednesday at 7.30 pm, in the hall at the rear of St Mary's Catholic Church on the Corner of Bains and Main South Roads, Morphett Vale

Cost \$3.00 per person per meeting. This includes a copy of our Newsletter, plus coffee/tea and supper, subject to Covid 19

Visitors are most welcome

After 3 visits, you are requested to become members

Annual Subscription:
Single — \$20.00
Family — \$30.00

Both Novice and Experienced computer users will be most warmly welcomed



The Brownpaddock Chatter



Below article taken from the Spring edition

R.A.A. SAmotor magazine.

“Changes to speeding and traffic fines.”

**I have been a member of the RAA for 57 years
*This article could save you money.***

Drivers could be forking out more, after the state government announced a 1.9 per cent rise in fines for this financial year. Introduced on 1st July, the increased penalties aim to encourage motorists to stay safe on our roads.

Drivers caught exceeding the speed limit by less than 10 km/h now pay an additional \$3, totalling \$180.

Those caught exceeding the speed limit by 10-19km/h are charged \$406, up by \$8.

South Australians caught using their phone behind the wheel now face a \$544 fine.

Motorists driving an unregistered car risk being hit with a \$419 fine.

If the car's been unregistered for more than 30 days, it'll also be without CTP insurance, which will increase the fine to \$835, including the Victims of Crime Levy.

Some other penalties that have increased include:

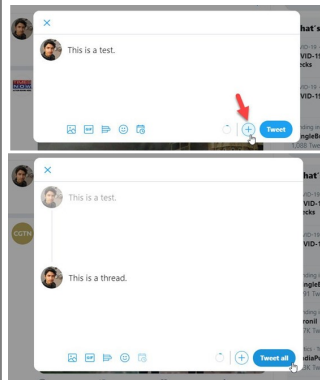
- 20-29km/h over speed limit is now \$825
- 30-44K/h or more is now \$1500
- 45 km/h and over is now \$1690
- Disobeying a traffic light is now \$469
- Driver not wearing seatbelt is now \$388
- Passenger not wearing a seatbelt is now \$388
- More than one passenger without a seatbelt is now \$458
-



Making a Tweet or Thread of More Than 280 Characters

To make a Twitter Tweet or Thread of more than 280 characters or a series of tweets below. If you are tweeting various news updates, it is better to make a thread so that your followers can see all the tweets from one place. You can create a poll, add images, and do more in the thread.

The original 140 character limit was increased to 280 characters, but whether you use the official Twitter app or a third party client, there are times when even the 280-character limit is too small if you want to publish a broad text. To address this problem, Twitter included the “Thread” concept to help users post a series of tweets at once.



To make a thread on Twitter, follow the steps below:

- 1.] Open the Twitter website (<https://twitter.com>).
- 2.] Log into your account. Start typing an article just as you would prepare a regular tweet.
- 3.] Click on the plus (+) icon before the Tweet button to add a second tweet or create a thread. You should then see a panel as shown to the left.
- 4.] Here you can type your series of tweets. In case you want to add one more tweet, you can again click the plus (+) sign. As mentioned earlier, it is possible to add an image, GIF, poll, smiley, etc. the only problem with Twitter thread is that you cannot schedule it as you can with a regular tweet.
- 5.] Click the “**Tweet all**” button to publish the thread.

To add additional threads:

After publishing a thread, if you want to add additional Threads, follow the steps below:

- 1) Open the existing thread.
- 2) Click the “Add another tweet” button, and
- 3) Write the text that you want to include.



Index

Subject	Issue	Page No.
Apple to Launch a New Search Engine?	09/02	04
Colour Palette With Every New Tab!	09/20	06
Facebook Instagram and Messenger Merger	09/20	06
Making a Tweet or Thread of More Than 280 Characters	09/20	02
Microphone Protection	09/20	09
Office 2010, Office 2016 on Mac to Lose Support	09/20	03
Touch Control for Non-touch Laptops	09/20	05
Tweets on Twitter - Control Who Can Reply	09/20	08
YouTube Videos – How to Download	09/20	04

Office 2010, Office 2016 on Mac to Lose Support



Support for Microsoft **Office 2010** on PC and **Office 2016 on Mac** will cease to exist on **13 October, 2020**, although both productivity suites will continue to remain accessible to users.

Considering that these changes will result in the lack of technical support, security and bug fixes, Microsoft is recommending Office 2010 PC and Office 2016 Mac users upgrade to one

of the latest versions of Office in order to remain supported.

Affected users can either upgrade to Office 365 ProPlus or Office 2019. While Office 365 ProPlus is the subscription version of Office that accompanies most Office 365 enterprise plans, Office 2019 is available as a one-time purchase option.

The security risks involved are most likely to affect **enterprise customers**. However, non-enterprise customers are also prone to security vulnerabilities that may arise due to the lack of technical support and security fixes, amongst other things.

Importantly, Microsoft is unlikely to extend the 13 October, 2020 deadline, beyond which customers of both the productivity suites Office 2010 PC and Office 2016 Mac will have to deal with a number of security and technical issues **on their own**.

Chances are that after 13 October, 2020, Office 2010 and Office 2016 for Mac users connecting to Office 365 on-line, such as OneDrive and SharePoint may eventually experience reliability issues with those online services as well.

Although Microsoft will not prevent Office 2010 and Office 2016 Mac users from accessing Office 365 online services, no efforts will be made by the company to enhance and optimize the existing user experience.

Available Options

Microsoft Office customers can select one of the Microsoft 365 plans, to begin with. Affected customers are advised to choose from Office Home & Business 2019, Microsoft 365 Apps for business, and Microsoft 365 Business Standard.

While Office Home & Business subscription costs **\$249.99** (one-time purchase), Microsoft 365 Apps for business and Microsoft 365 Business Standard cost **\$8.25** and **\$12.50** (user/month), respectively.



YouTube Videos – How to Download

In the spirit of protecting video creators' originality and innovation, YouTube officially does not provide any means for users to download its videos.

However, there are alternative methods for downloading YouTube videos that are easy and fast

There are a plethora of apps allowing one to download a video from YouTube. There is, however, a much simpler way without installing any programs.

- * Find and select the YouTube video you want to watch.
- * In the video's address bar, insert "X2" immediately after the word "YouTube" and before the ".com" such that it reads: "www.youtubex2.com" plus the rest of the video's address. Click "Enter".
- * You will be presented with a screen similar to that on the right.
- * Select the resolution you want (circled in red, right) and press the relevant green button to download your video.




Download video from Youtube

<https://www.youtube.com/watch?v=IUZEtvbJT5c>

[Get link video](#)

Royal Choral Society: 'Hallelujah Chorus' from Handel's Messiah



Creator: RoyalChoralSoc

by mgid

MP4	MP3	AUDIO	WEBM
Resolution	Size	Link download	
360p (mp4)	19.07 MB	Download video	
1080p (mp4)	64.45 MB	Download video	
720p (mp4)	16.64 MB	Download video	

Apple to Launch a New Search Engine?

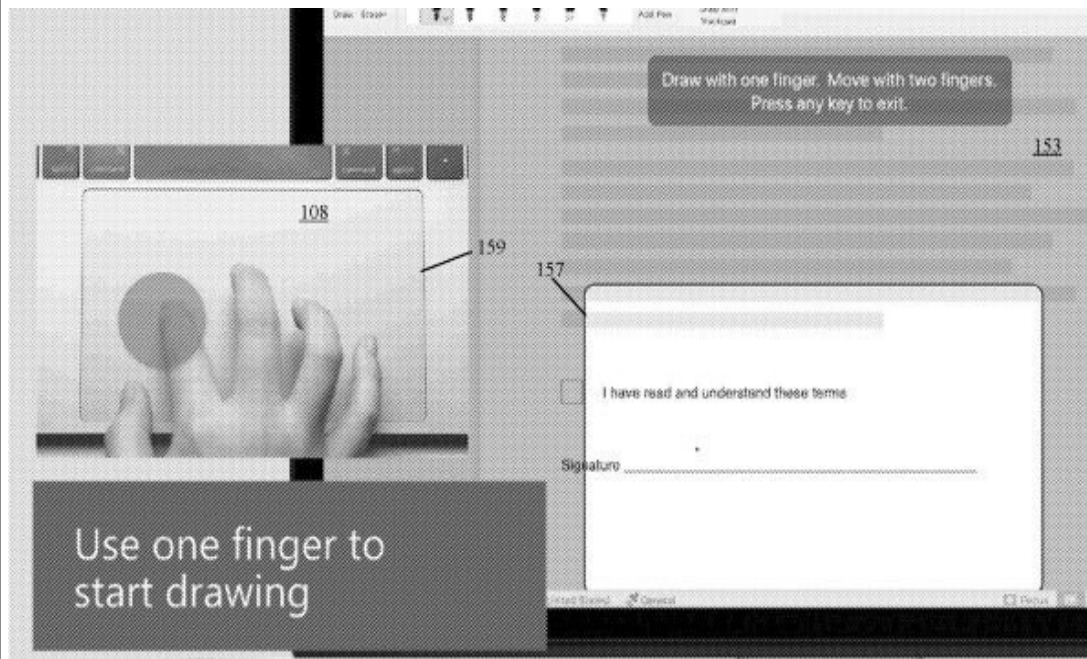
Apple is rumored strongly to be coming up with its own search engine, undercutting Google's monopoly over ad revenue and data mining. Apple could distract Google's push towards **progressive web apps (PWAs)** since Apple will primarily promote apps that are confined to its own ecosystem. If launched, Apple's search engine will also try to drive more engagement towards Apple News+, Apple TV+, and similar other company apps and services.

iOS developers will be able to promote their apps in Search, which in turn will help Apple earn even more digital advertising revenue. Google has been the default search engine on Safari for iOS, iPadOS, and macOS users for quite some time now. Apple is investing heavily in building a full-fledged search experience. The company has been hiring several engineers who will offer experiences based on artificial intelligence (AI), machine learning (ML), and natural language processing (NLP).



Touch Control for Non-touch Laptops – Microsoft Claims

According to a new patent, Microsoft wants to provide old generation non-touch laptops with touch control via an external device.



The patent that was applied for by Microsoft in January, 2020, became public this month. It suggests Microsoft has been planning to bring modern touch-based controls

to old generation non-touch laptops for quite some time.

The patent details the way Microsoft plans to bring touch control to old generation laptops in the absence of a touch screen. The patent further suggests the trackpad can be used as an emulated touchscreen.

The patent reads: *“An input mode trigger is detected so that a computing system treats inputs from a touch sensing device as touch inputs. A focus area input mechanism, which is smaller than a display screen controlled by the computing system, is displayed on the display screen,”*.

This could be a significant move as Microsoft’s **Your Phone app** allows users to stream Android apps to a Windows 10 PC.

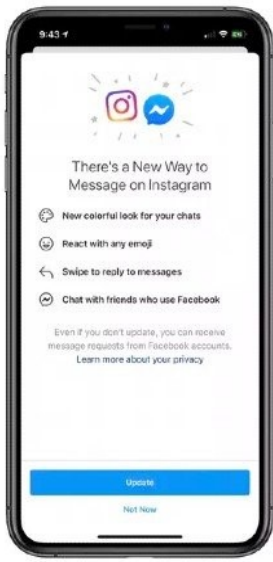
Microsoft has already made it clear that some of those Android apps will not work with a Windows 10 PC since they are primarily designed for touch screen control. As a result, the same apps will not work properly on those Windows 10 machines using a keyboard and mouse.

It remains to be seen how the actual implementation will take place. However, this is highly likely to benefit touchscreen-based Android apps that users may want to stream on their Windows 10 PC, courtesy of Your Phone app.

It can safely be assumed that Windows 10 users will be able to stream multiple Android apps simultaneously in the near future.

Recently, Microsoft revealed the new Surface Duo in all its glory. For further details see page 7 in this edition of your newsletter. Microsoft believes the device is likely to give competitors a run for their money.





Facebook Instagram and Messenger Merger

Facebook is soon to merge with **Instagram** and **Messenger**. A new Instagram update brings a new pop-up message that reads: “There’s a New Way to Message on Instagram.” Instagram also provides users with a list of new cross-platform features.

The update not only brings a new colourful look for your chats where you can not only react with any emoji but also swipe and reply to emojis. Instagram users can now chat with Facebook friends.

Facebook’s “Messenger Rooms” will continue to allow up to 50 people to be part of an online video meeting. Similar cross-platform integrations are now coming to Instagram. This is an optional update, allowing only interested users to use these new chat features.

However, Facebook says even if you don’t update, you can receive message requests from Facebook accounts as it no longer wants differences in apps to cause any barrier to your conversations. The Instagram-Messenger integration will now help Facebook users connect with their friends and family members on Instagram and vice-versa.

As you scroll, the senders’ messages will change colour between blue and purple. Temporarily, messaging Facebook users from Instagram is not possible. However, things won’t stay that way for long.

Last year, Facebook CEO, Mark Zuckerberg, outlined a new vision and strategy for the social media company. As per this strategy, Facebook will integrate more ways to interact with friends, groups, and businesses across apps.



Colour Palette With Every New Tab!

Chrome “Colour Tab” fills up your "new tab" screen with a beautiful colour palette from the best of Colour Hunt's collection. Each time you open up a new tab, the page will be replaced with a random colour combination.



On any tab you have open, you can change the colour of the tab's icon to any colour you have defined, giving you the control to highlight important tabs and never lose focus of which one is which.

Using the Customizer tool, you can add as many, or as little colour choices as you desire. Pick the colours you like, in any order that works for you!

Press Ctrl+Shift+Space to flip through tab colours.



Microsoft Surface Duo Unveiled

Microsoft took the wraps off its Surface Duo in all its glory. Running Google's Android operating system, the Surface Duo is Microsoft's answer to existing dual-screen foldable devices such as Samsung Galaxy Fold, Samsung Galaxy Z, Motorola Razr, Huawei Mate X, among others.

Foldable devices as a consumer electronics category are still in their early days. Whether the Surface Duo will live up to the hype or not is a debate for another day. Pictured right is what Microsoft's latest addition to its Surface line-up looks like.



In his official blog post, Panos Panay, Chief Product Officer of Microsoft wrote: *“Available for preorder in the U.S. starting today, Surface Duo brings together the power of Microsoft 365 experiences and the full ecosystem of Android mobile apps into one device, with two screens that you can take anywhere.”*

Some of the major attractions in Surface Duo are two screens and a 360-degree rotating hinge. Having two screens on a single device means that you can easily view two apps side-by-side at once. It also significantly enhances the multitasking capabilities.

There is a fingerprint reader for security, in addition to PixelSense Fusion Displays, USB-C 3.1 connectivity, among other offerings. When folded, Surface Duo measures just 9.9 mm in thickness.

Display	5.6-inch (folded) or 8.1-inch (unfolded) AMOLED, Corning Gorilla Glass Protection, 401 PPI	LTE support	YES
Weight	250g	Processor	Qualcomm Snapdragon 855
Battery	3577mAh	Graphics	Qualcomm Adreno 640
Camera	11MP, f/2.0, PDAF	Memory	6GB RAM
Wi-Fi	Dual-band Wi-Fi 802.11ac	Storage	128GB or 256GB
Bluetooth	Bluetooth version 5.0	Operating System	Android 10
		Colour	Glacier

Microsoft Surface Duo will be up for grabs in offline and online stores starting **September 10, 2020.**



Tweets on Twitter - Control Who Can Reply

Twitter is coming down on abusive trolls to prevent them from engaging with your tweets, courtesy of a new conversation restriction feature.

Users may now choose who can reply to their tweets on Twitter for Web (desktop) and Mobile apps such as Android and iOS.



While composing new tweets, Twitter will simply apply a default setting that allows anyone to reply to your public tweets. This setting is denoted using a globe icon in the compose Tweet box. Clicking on this icon before posting your Tweet provides users with a new menu. This menu allows users to control who can reply to their tweets.

1. Click **Compose Tweet** from Twitter for Web or Twitter for Android and iOS apps.
2. Click the option **Everyone can reply** next to the globe icon.
3. Choose who can reply to your Tweet from these options:
 - Everyone,
 - People you follow, and
 - Only people you mention.
4. Click the option **Tweet** to post what you have to say.

Everyone is the current default option for public Twitter accounts. If your Tweets are protected, only people who follow you can reply to your Tweet.

Choosing the **People you follow** option selects only people whom you follow or mention in your Tweet can reply to you

Choosing **Only people you mention** means just that.

Be aware that people see that you have limited who can reply to your Tweets. Restrictions also apply to other people's ability to reply to your tweet. They can still engage with your Tweet by liking or Retweeting it. You must choose who can reply to your Tweet before publishing it. Once your tweet is live, you cannot make changes to who can reply to your tweets.



Why not register for

Be Connected

<https://beconnected.esafety.gov.au/>

Microphone Protection

Eavesdropping used to be something we did to people who shared our same space before text messages. We would put our ear against the door and try to pick up any parts we could of the secret conversation in the next room. Now, we can have a conversation with a friend about the new Kanye West album, and then as soon as we go into Facebook, what do you know? An ad for that Yeezus album comes up.



Eavesdropping for marketing purposes, although not the most pleasant or comfortable, is not our main concern. The greatest risk from eavesdropping involves hackers getting your personal information, such as credit card numbers, passwords, etc.

Not only PCs and mobile phones are susceptible to mic hacking, Apple had to disable its audio chat system from its smart watches due to a vulnerability that allowed hackers to take over the mic in the smartwatch.

To protect ourselves from hackers, try to use web browser programs rather than downloaded apps since the latter have potential software vulnerabilities whereas web browsers tend to be ‘immune’ to these types of attack. For instance, Zoom, Google Hangout, Skype, and many others have the option to have calls on the web browser without downloading their programs.

You should also control your device’s permissions by turning off all those that you do not use often, yet allow access to your mic and camera.

On an iOS device: go to Settings > Privacy > Camera > Click the toggle next to each app to revoke permission. Repeat for the “Microphone” menu.

On an Android phone: Go to Settings > Apps or Apps and Notifications > Advanced > App permissions > Camera > Click the toggle next to each app to revoke or allow permission. Repeat the same under the “Microphone” menu.

On a Mac: Go to Settings > Security and Privacy > Privacy > Camera > Uncheck the box next to an app to revoke permission. Repeat the same under the “Microphone” menu.

On a PC: Go to Settings > Privacy > Camera > Turn off Camera access choose individual apps and decide on their permissions. Repeat the same under the “Microphone” menu.

Crucially, update your apps and software as each new version rolls out to avoid hacking and ensure your device stays safe. Zoom is currently one of the most used platforms. See the site’s Download Center to check for updates or in the app, click “zoom.us” in the top left corner and select “Check for Updates”.






Well, here we are again — post op. I now have a brand new ball joint in my left shoulder. It is still painful and has, at least for now, rendered my arm semi useless. Notwithstanding, I have prepared this newsletter under some difficulty (with just one hand — gee those “shifts” are awkward!).

If you find the odd mistake, please excuse.

I hope I am pandering to your multifarious tastes by including a wide range of technologies — not just those of PC users.

In this issue, I have included articles on Twitter, Facebook Google Chrome and YouTube for those who use them as well as good old security — in this case of your microphone.

“But wait there’s more” (remember that advert?). You are getting two cartoons for the price of one as well as the possibility of turning your old laptop screen into a “touch” screen. That one sounds interesting and, maybe, just a touch improbable — but who knows!

Here’s to my speedy recovery and to be able to join you next meeting. 



Jest a Minute



~ THIS MONTH'S TOPIC ~

“PRIVACY AND TECHNOLOGY IN TODAY'S DIGITAL ENVIRONMENT.”

Presenter: LINDSAY CHUCK

— *For Your Notes* —

Our October Members' Meeting

Wednesday October 21st 2020 is the date of our Annual General Meeting
This year the Mayor of the City of Onkaparinga, Mrs. Erin Thompson will be guest
speaker and also oversee the election of Officers for the Club for 2020-21.

Please put this date on your diary as a priority.
We need your attendance to approve proposed changes to our Constitution



MEETING RULES

We are allowed to use the facilities at the Hall at the rear of St Mary's Catholic Church, on the corner of Bains and Main South Roads, Morphett Vale in return for a small fee plus respect for their property. We ask for your co-operation in respect to the above.

Whilst we have no control over what our members do away from our Club meetings, piracy of copyright material cannot be condoned at our meetings. Please respect copyright laws at all times.



Disclaimer: The information herein is of a general nature. Always do your own research and seek advice before proceeding on information you don't understand.

IT & COMPUTERS

Shop 6, 76 Beach Road
Christies Beach 8186 2736

(Same block as Woolies on Beach Road)

Contact: Jamle or Ash

For all your computing needs
available locally

Need help with your computer?
Looking to purchase a new one?
Need additional peripherals?
Home site visits available !

Looking for excellent customer
and after sales service?

New Computers

Repairs

Virus removal

New software & Upgrades

Peripheral units:

Wireless Keyboard Mouse

Sound Boards & Systems

External & Internal Hard Drives



Tell IT & Computers
you are from
S.D.C.U.C.I.

S.D.C.U.C.I can
recommend the
customer service
offered by
IT&Computers