


# SOUTHERN DISTRICTS COMPUTER

## USERS CLUB INC.

**November 2012**

Club Web Site <http://sdcuci.com/>

Editors: Bib and Bub



**MEETINGS are held  
on the third  
Wednesday of the  
Month, in the Hall at  
the rear of  
St Mary's Catholic  
Church  
Morphett Vale.  
(Corner Bains Road  
and Main South  
Road)**

**Visitors most  
welcome.**

Cost \$2 per person,  
which includes the  
Newsletter, plus  
coffee/tea and biscuits.

Subscriptions for  
twelve months Single  
\$18

Family membership  
\$24

Novice and  
experienced computer  
users will be warmly  
welcomed

## Good News

Your new committee have had their the first meeting.  
Planning is well under way for the Christmas meeting to be held on  
Wednesday 12th December (please note on the second Wednesday of  
the month not the third Wednesday).

The committee have organised a Christmas Feast.

Menu:- Cold meats & salads. Deserts will be a choice of Christmas  
pudding, custard and icecream or fruit salad and icecream.

B.Y.O. Drinks. Complimentary drink on arrival.

Entertainment, fun and frolics for all.

Please book your place on or before the November meeting.

Entry will be by ticket only.

## Newsletter Editor

We are very appreciative that two young ladies have offered to take  
on this task.

I take this opportunity to thank everyone who has helped me with  
the Newsletter over the past years. In particular Roy Buckle and  
Trevor Francis.

I trust the new Editors will enjoy the same support that I have  
received.



**Government of South Australia**

Department for Families  
and Communities

**Southern Districts Computer Users Club,**  
acknowledges the generous assistance of both the  
**Comm. Department of Families and Communities**  
as well as the

**City of Onkaparinga**

in the provision of laptops and software used  
in training sessions and elsewhere within the club.



**ONKAPARINGA**

# **How To Get a Better Wireless Signal and Reduce Wireless Network Interference**

Like all sufficiently advanced technologies, Wi-Fi can feel like magic. But Wi-Fi isn't magic, it's radio waves. A variety of things can interfere with these radio waves, making your wireless connection weaker and more unreliable.

The main keys to improving your wireless network's signal are positioning your router properly, taking obstructions into account, and reducing interference from other wireless networks and household appliances.

Your wireless router's positioning can greatly affect your coverage area and the strength of your signal. Follow these quick tips to position your router for the best signal.

Place the router in the middle of your house. If you place the router in a room off to the side of your house, you won't get as strong a signal on the other side of your house.

Position the router's antenna vertically, so that the antenna is standing straight up. Many antennas can be adjusted and lie horizontally, but standing straight up is generally the ideal position.

Elevate your router away from floors. You'll get better reception if the router is on a desk, not on the floor.

You should also pay attention to the kinds of materials the router is near. For example, placing the router on a metal desk or up against a metal wall will cause problems. Signals can travel through a wood desk easily, but metal will obstruct the signals.

Other types of obstructions can also cause problems. For example, if there's a metal filing cabinet between your computer and the router, you may not receive a wireless signal. The same applies to other types of dense objects.

## **Interference from Other Wireless Networks**

Interference from other wireless networks in the area can cause issues with your wireless signal. To determine whether interference is occurring, you can use an app like Wi-Fi Analyzer for Android. It will show you the wireless channels nearby networks are using and recommend the ideal network for you to use, one that isn't being used by as many networks. This app will also allow you to walk around the area and see where you get the best signal and where the signal is weakest. You can do this with any other device, too.

## How To Get a Better Wireless Signal and Reduce Wireless Network Interference — con't.

If multiple wireless networks are competing for the same channel, this can cause problems. To fix this, you can change the wireless channel in your router's web interface. You can do this even if you don't have access to a wireless-analysing app – change the signal to a different channel and then see if your wireless connection improves.

### Interference from Household Appliances

A variety of household appliances can cause wireless interference, including cordless phones, baby monitors, and microwave ovens. Depending on the positioning of your wireless router, your networked device, and the appliance, you may even have the wireless network cut out when the microwave or cordless phone is in use.

Problems with cordless phones can be solved by replacing your phones with phones that operate on a different frequency, such as 900 MHz or 1.9 GHz. Cordless phones using the 2.4 GHz frequency will interfere with wireless networks.

Problems with microwaves can often be solved by positioning your devices such that the microwave isn't between your router and the device. It's also possible that a new microwave will help, if the new microwave has better shielding.

Other devices can also cause problems. For example, older Bluetooth devices can interfere with nearby Wi-Fi signals, although newer Bluetooth devices don't.

If you need to cover a large area with a wireless signal and your router just isn't cutting it, you can buy a wireless repeater or range extender. These devices repeat the wireless signal, extending its area. You don't even need special devices for this – if you have some old routers around, you can use multiple routers to extend your Wi-Fi network.

Depending on your router, you may be able to attach an improved antenna that gives your signal additional range.

While Wi-Fi may feel like the future, wired network connections still have a lot of advantages. **If you want a more reliable connection with faster speed and no interference problems, a wired network connection is still the most reliable**

## Top 15 Ways to Extend Your Laptop's Battery Life

Laptops tend to lose their charm quickly when you're constantly looking for the nearest power outlet to charge up. How do you keep your battery going for as long as possible? Here are 15 easy ways to do so.

**1. Defrag. regularly** - the faster your hard drive does its work – less demand you are going to put on the hard drive and your battery. Make your hard drive as efficient as possible by defragging it regularly. (but not while it's on battery of course!) Mac osx is better built to handle fragmentation so it may not be very applicable for apple systems.

**2. Dim your screen** - Most laptops come with the ability to dim your laptop screen. Some even come with ways to modify CPU and cooling performance. Cut them down to the lowest level you can tolerate to squeeze out some extra battery juice.

**3. Cut down on programs running in the background** - iTunes, Desktop Search, etc. All these add to the CPU load and cut down battery life. Shut down everything that isn't crucial when you're on battery.

**4. Cut down external devices** – USB devices (including your mouse) & WiFi drain down your laptop battery. Remove or shut them down when not in use. It goes without saying that charging other devices (like your iPod) with your laptop when on battery is a sure-fire way of quickly wiping out the charge on your laptop battery.

**5. Add more RAM** - This will allow you to process more with the memory your laptop has, rather than relying on virtual memory. Virtual memory results in hard drive use, and is much less power efficient. Note that adding more RAM will consume more energy, so this is most applicable if you do need to run memory intensive programs which actually require heavy usage of virtual memory.

**6. Run off a hard drive rather than CD/DVD** - As power consuming as hard drives are, CD and DVD drives are worse. Even having one in the drive can be power consuming. They spin, taking power, even when they're not actively being used. Wherever possible, try to run on virtual drives using programs like Alcohol 120% rather than optical ones.

**7. Keep the battery contacts clean** - Clean your battery's metal contacts every couple of months with a cloth moistened with rubbing alcohol. This keeps the transfer of power from your battery more efficient.

**8. Take care of your battery** – Exercise the Battery. Do not leave a charged battery dormant for long periods of time. Once charged, you should at least use the

## **Top 15 Ways to Extend Your Laptop's Battery Life—con't.**

battery once every two to three weeks. Also, do not let a Li-On battery completely discharge. (Discharging is only for older batteries with memory effects).

**9. Hibernate not standby** – Although placing a laptop in standby mode saves some power and you can instantly resume where you left off, it doesn't save anywhere as much power as the hibernate function does. Hibernating a PC will actually save your PC's state as it is, and completely shut itself down.

**10. Keep operating temperature down** - Your laptop operates more efficiently when it's cooler. Clean out your air vents with a cloth or keyboard cleaner, or refer to some extra tips by [LapTopMag.com](http://LapTopMag.com).

**11. Set up and optimize your power options** – Go to 'Power Options' in your windows control panel and set it up so that power usage is optimized (Select the 'max battery' for maximum effect).

**12. Don't multitask** – Do one thing at a time when you're on battery. Rather than working on a spreadsheet, letting your email client run in the background and listening to your latest set of MP3's, set your mind to one thing only. If you don't you'll only drain out your batteries before anything gets completed!

**13. Go easy on the PC demands** – The more you demand from your PC. Passive activities like email and word processing consume much less power than gaming or playing a DVD. If you've got a single battery charge – pick your priorities wisely.

**14. Get yourself a more efficient laptop** - Laptops are getting more and more efficient in nature to the point where some manufacturers are talking about all day long batteries. Picking up a newer more efficient laptop to replace an ageing one is usually a quick fix.

**15. Prevent the Memory Effect** - If you're using a very old laptop, you'll want to prevent the 'memory effect' – Keep the battery healthy by fully charging and then fully discharging it at least once every two to three weeks. Exceptions to the rule are Li-Ion batteries (which most laptops have) which do not suffer from the memory effect.

**Bonus Tip 1:** Turn off the autosave function. MS-Word's and Excel's autosave functions are great, but because they keep saving at regular intervals, they work your hard drive harder than it may have to. If you plan to do this, you may want to turn it back on as the battery runs low. While it saves battery life in the beginning, you will want to make sure your work is saved when your battery dies.

**Bonus Tip 2:** Lower the graphics use. You can do this by changing the screen resolution and shutting off fancy graphic drivers. Graphics cards (video cards) use as much or more power today as hard disks.

## "

**Present:** As per the attendance register. (34 persons)

**Apologies:** Bernie Lodge: Linda Kirby: Graham Williams: Beverley Beerens: Dorothy & Ian Fletcher: Max O'Connell: Allan & Marg Norton: John & Jeanette Bell: Margie Bird: Kay Francis: June Harmon: Bob Evans: Ken Rowley .

President Jim Greenfield gave a warm welcome to everyone at the meeting and thanked them for their attendance.

The Minutes of the previous AGM, held in October 2011 had been distributed.

The President requested they be received and accepted.

**Proposed:-** Alan Coe                      **Seconded:-** Roy Buckle                      **Carried**

## Presidents Report.

See the October 2012 Newsletter. Jim Greenfield gave an insight into the happenings for the year.

### **Treasurers Report:-**

The Treasurers audited report for the year was read:

See Newsletter for October 2012 for full details.

**Proposed:-** Cheryl McDonald                      **Seconded:-** Trevor Francis                      **Carried**

### Proposed Constitution:

All members had been circulated by email, with the proposed new constitution for the club. A motion was put by the President to have this proposed constitution accepted by members. This was done:

**Moved:-** Keith Jones:                      **Seconded:-** Margaret Smith                      **Carried**

### **Election of Officers and Committee:-**

The outgoing President, Mr. Jim Greenfield proposed votes of thanks to the outgoing committee. He felt that the unity in the team was excellent providing a very positive and energetic attitude to the business of the club.

The President then declared all selected positions vacant and asked Mr. Dean Vice to be Acting Chair as Returning Officer for the meeting. Mr. Vice accepted, and those officers and committee members available for re-election stood down.

The Returning Officer then asked for the nominations for

## Officers Seeking Re-Election

Lionel Leddra was proposed as **Vice President**

**Proposed:-** Anne Leddra                      **Seconded:-** Lorraine Loader                      **Carried**

Trevor Francis was proposed as **Secretary**.

**Proposed:-** Lionel Leddra                      **Seconded:-** Robert Zeugofsge                      **Carried**

**Members from the previous committee seeking re-election:**

<b>Nominee</b>	<b>Nominated by</b>	<b>Seconded by</b>
Betty Dawson	Cheryl McDonald	Lorraine Loader
Robert Zeugofsge	Trevor Francis	Anne Leddra
Ann Zeugofsge	Trevor Francis	Lionel Leddra

## AGM Minutes 17th October 2012—con't

### Additional members to the Committee

As there were fewer nominations than allowed by the Constitution, those nominating were elected without voting being necessary.

Nominee	Nominated by	Seconded by
Emma Boss	Trevor Francis	Jim Greenfield
Lindsay Chuck	Trevor Francis	Jim Greenfield
John Kirby	Cheryl McDonald	Anne Leddra

Mr. Vice then handed the Chair back to residing President for 2012-13, Mr. Jim Greenfield.

The new President then thanked everyone for their support in re-electing him.

### Other Business:-

Recognition was given to members who had been with the club for more than 5 years.

The president presented framed certificates to members who had been with the club:-

- between 5 years and 10 years:
- between 10 years and 15 years
- between 15 years and 20 years
- between 20 years to 25 years.

He acknowledged that many folk came to the club for a short period of time for various reasons but also there was a “core” of folk that found the club provided them with ongoing support or simply just enjoyed the talks and company provided by the club.

The President went on to say that the club appreciated the ongoing loyalty of these members and was pleased to be able to present them with the appropriate certificate.

Those members who received Certificates were:

**Mr. Robert Arthur**                      **25 Year Certificate.** (Bob was one of the original members of the club)

**Mr. Dean Vice**                          **10 year Certificate**

### 5 year Certificates to:

**Roy Buckle**  
**Joan Casey**  
**Alan Coe**  
**Betty Dawson**  
**Trevor Francis**

**Keith Jones**  
**Joan Jones**  
**Lorraine Loader**  
**Ian Loader**  
**Kay Martin**

**Colin Martin**  
**Ken Rowley**  
**George Steffe**  
**Edwin Uden**  
**Robert Zeugofsgge**

The meeting closed at 8.43 p.m.

A shared supper was then partaken for all in attendance.



**2012-13 Committee Members**  
**Southern Districts Computer Users Club**

L-R; Robert Zeugofsgge, Betty Dawson, Lionel Leddra, Ann Zeugofsgge  
Jim Greenfield (President), Emma Boss, Lindsay Chuck, Anne Leddra  
John Kirby, Cheryl McDonald (Treasurer), Trevor Francis (Secretary)  
Lorraine Loader



# Dynamic Mechanics

## Automotive Repairs

### ALL GENERAL MECHANICAL REPAIRS

Brakes, Suspension, Clutch,  
Auto Trans Service,  
Wheel Balance & Repairs,  
New & S/Hand Tyres.

### Pensioner & Seniors Discount

SERVICE, TUNE & SAFETY CHECK  
(most 4 & 6 cyl. cars) - Includes plugs,  
points, oil, filter.

U4/2 Somerset Circuit  
Lonsdale S.A. 5160  
 8186 0081

**Have you recently acquired,  
or do you just want to learn  
more about operating your  
computer?**

The Club conducts classes on a wide  
range of subjects, at a very moderate  
charge.

The maximum number in class is five.

(Our aim is to conduct the classes in a  
friendly non-threatening atmosphere).




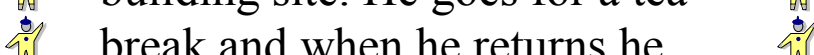
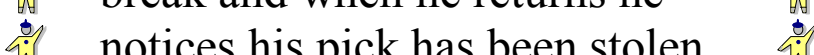
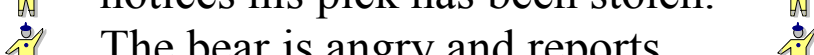
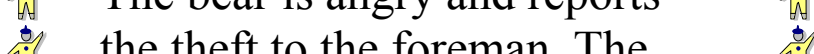
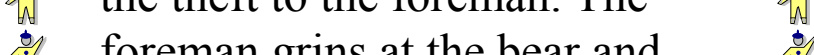
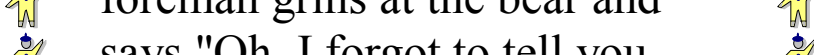
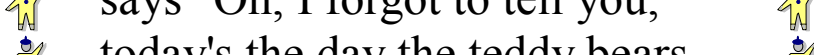
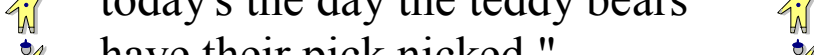


Some of the classes that are available:-

1. Basic Computing (Stage One and /  
or Stage Two).
2. Advanced Word.
3. Internet workshops.
4. Digital Cameras.




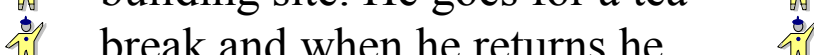
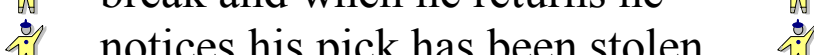
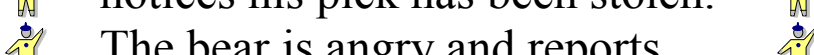
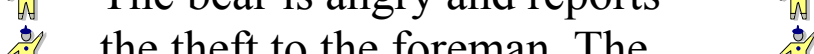
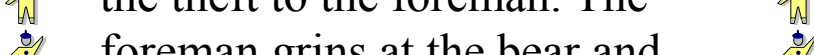
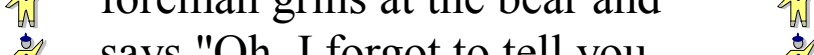
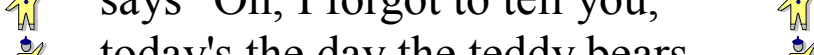
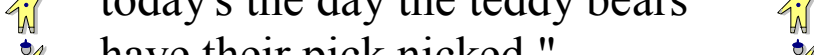


**For more information  
contact a committee  
member.**

## MEETING RULES

We are allowed to use the facilities at Hall at the rear of St Mary's Catholic Church Morphett Vale. (Corner Bains Road and Main South Road) in return of a small fee plus respect for their property. We ask for your co-operation in respect to the above. While we can not control what our members do away from our club meetings, Piracy of copyright material can not be condoned at our meetings.

A teddy bear is working on a  
building site. He goes for a tea  
break and when he returns he  
notices his pick has been stolen.  
The bear is angry and reports  
the theft to the foreman. The  
foreman grins at the bear and  
says "Oh, I forgot to tell you,  
today's the day the teddy bears  
have their pick nicked."

## VCSWEB

Established 1991

**VCSWEB.COM**

HOSTING ● WEB DESIGN  
DOMAIN NAMES  
PROGRAMMING

E.COMMERCE ● ZEN CART  
CONTENT MANAGEMENT SYSTEMS  
WORD PRESS ● DRUPAL

IT SECURITY  
NETWORK DESIGN & SETUP  
TRAINING & TUITION  
DISASTER RECOVERY PLANS  
AS/NZS 4360 RISK MANAGEMENT PLANS  
ASC133 NETWORK SECURITY PLANS

**Rod Gasson**

Adv Dip Network Security . Cert IV Programming  
Cert IV Networking - Cert IV Training & Assessment  
Police Clearance # 201355


Rod Gasson 0405 632 662

Gaelyne Gasson 0422 912 583  
admin@vcsweb.com

**VCSWEB 90 Hillier Road Reynella SA 5161**



# Images from the last Century



One of our Club members  
Who is it?  
Answer Page 10

Statistically, 6 out of 7 Dwarfs are not Happy.



## **E-waste: Plugging in to solutions for unwanted TVs and computers**

Our love affair with new technology shows no signs of slowing down. Fortunately, an increasing number of people are keen to dispose of unwanted electronic equipment in a responsible way. In 2011-12, an estimated 29 million televisions and computers in Australia will reach their end-of-life. These items contain valuable materials that can be re-used. They also have substances which can be hazardous if disposed of incorrectly. So, what can we do with these unwanted and unloved televisions and computers?

There are several options. Some South Australian councils offer e-waste recycling options as part of their existing services. The new National Television and Computer Recycling Scheme provides householders and small business with access to free drop-off services for televisions and computers. This new scheme is funded by the television and computer industry and builds on existing recycling efforts by councils, charities and other organisations.

E-waste collection and drop-off services are being introduced gradually. There are currently four sites operating in metropolitan Adelaide – with more to come on board during the next 12 months:

- Beverly Waste and Recycling Centre (Charles Sturt Council), 2-6 Toogood Avenue, Beverley
- Adelaide Waste and Recycling Centre (City of West Torrens), 181 Morphett Road, North Plympton
- Pooraka Waste Transfer Station, 61 Research Road, Pooraka
- Integrated Waste Services, Lot 254 Hines and Wingfield Roads, Wingfield

Items that will be accepted for free regardless of the brand or age include: televisions (analog, LCD, flat screens), computer monitors, computer towers and printers, scanners, keyboards, mice.

**Did you know?** South Australia is the first state to ban sending televisions and computers to landfill. The ban started on 1 September 2012 in metropolitan Adelaide with the rest of the state following in 2013. Since 2009 Zero Waste SA has worked with councils to support free e-waste drop-off events and support electronics waste recycling by providing grants for infrastructure.

## Keystroke logging – and how to avoid. From Wikipedia

**Keystroke logging** (more often called *keylogging* or "keyloggers") is the action of tracking (or logging) the keys struck on a keyboard, in a covert manner so that the person using the keyboard is unaware that their actions are being monitored. There are numerous keylogging methods, ranging from hardware and software-based approaches to electromagnetic and acoustic analysis.

Software keyloggers may be augmented with features that capture user information without relying on keyboard key presses as the sole input.

*This means that passwords may be captured, even if they are hidden behind password masks (usually asterisks).*

. Some of the keylogger program features include:

**The recording of every program/folder/window opened** including a screenshot of each and every website visited, also including a screenshot of each.

**The recording of search engines queries, instant messenger conversations, FTP downloads and other Internet-based activities (including the bandwidth used).**

**Clipboard logging.** Anything that has been copied to the clipboard can be captured by the program.

**Screen logging.** Screenshots are taken in order to capture graphics-based information. Applications with screen logging abilities may take screenshots of the whole screen, just one application or even just around the mouse cursor. They may take these screenshots periodically or in response to user behaviours (for example, when a user has clicked the mouse). A practical application used by some keyloggers with this screen logging ability is to take small screenshots around where a mouse has just clicked.

*These are defeated by web-based keyboards (for example, the web-based screen keyboards that are often used by banks) and any web-based on-screen keyboard without screenshot protection.*

Here's how to locate your on-board keyboard for Windows 7.



GO to > **Control Panel** > **Ease of Access Centre** . Click on "Start On-Screen Keyboard".

A Virtual keyboard will appear on your screen. Instead of using the usual keyboard, locate the cursor where you wish on the screen and then start using your mouse to select the alpha/numerics required.



Alternatively, go to then search for "Keyboard" in the Search box. On-board keyboard is available direct.



A female news anchor who, the day after it was supposed to have snowed and didn't, turned to the weatherman and asked, 'So Bob, where's that eight inches you promised me last night?' Not only did HE have to leave the set, but half the crew did too, because they were laughing so hard!

**Answer to quiz -  
Trevor Francis**

## NOTES